

Solutions For Every Home



MILLERS
OUTDOOR LIVING



Solutions for every home.

CONTENTS

LP SmartGuard4-5

SIGNATURE SERIES 6-11

Cottage Workshop.....6

Lofted Barn7

Carriage House.....8

Cape Cod9

Chalet10

Garage.....11

Timber Frame Cabin.....12

Features13

PRO SERIES 14-15

Barn14

Lofted Barn15

UTILITY SERIES 16-17

Gable16

Lofted Barn17

Features18

Comparison Chart.....19

Accessories20

Finish Options21

Financing Options.....22

Site Prep23

(814) 807-0028
sales@millersoutdoorliving.com

Hello! Welcome to a glimpse of Miller's Outdoor Living and the fine pieces we offer. Whether you need a Storage Barn, Cottage Barn or Garden Shed, we've got you covered—literally. So sit back and browse through our full color catalog with all the information you need to choose the perfect barn for you! Everyday Miller's Outdoor Living strives to fulfill the barn needs of you and your family.

Bill Miller

Our Story

The Miller family moved to Meadville, Pennsylvania in 1990 starting a dairy farm, also growing and selling vegetables in a little roadside stand. As time went on, and the boys grew up, the business expanded and started branching out.

In 2001, we started creating furniture. We believe the Lord has blessed us as we continued to grow and expand until what today now is Millers Outdoor Living. We offer Outdoor Living products at two locations one in Meadville and one in Conneaut Lake Pa.

At Millers Outdoor Living, our desire is to offer exceptional quality outdoor living products that we are confident will continue to serve our customers for many years.

Come Visit Us!

Intersect of 322 & 18 N.
10286 East Side Rd
Conneaut Lake, PA 16316

Choosing a Shed 101

A lot of thought should be given when considering the investment of a storage building.

This a long term investment that should serve you for many years as well as improve the value of your property. So take your time, put on a pot of coffee and discover your unique needs and the many options available. Dream of a building that meets those needs and the style to match your decor.

Our goal for this catalog is to simplify and guide you through the many styles and options we offer. A catalog that is loaded with all the information that you may need as you search for your specific building.

START BY ASKING THESE QUESTIONS:

1. What is my budget?

Will we need financing? Is the Rent to Own option for us?

2. What will I be storing?

Garden Tools, Lawn Equipment, Vehicles, Workshop Tools, Studio, Extra Storage. The possibilities are endless.

3. What type of siding?

Smartside or Vinyl

4. Painted, Vinyl, or Urethane?

Painted Smartside siding resists moisture fungal decay and termites. Vinyl is maintenance free. Urethane has a stained appearance that is mildew-resistant, easy to clean, and guaranteed not to fade.

5. Where will I put it?

The backyard, underneath the trees, close to the garden?

6. Is my site accessible for a prebuilt?

We can now drive your building right up to the building site with our mule. It has the ability to carry your prebuilt structure and set it down where ever you want it.

7. How will I prepare my site?

(see site preparation on page 11)



A barn can improve the value of your property.



Solutions for every home.

LP'S SMARTGUARD® PROCESS

Built with LP Products, a leader in the building industry



LP's proprietary SmartGuard® manufacturing process is designed to create highly durable engineered wood products. Every strand of wood that goes into LP SmartSide Trim & Siding is treated with an advanced formula of

adhesive resins, water-resistant waxes and zinc borate, after which a water-resistant, resin-saturated overlay is bonded to the product. The result: four components of protection against water damage, termites and fungal decay.


LP SMARTSIDE PANEL WITH SMARTFINISH

We know you want the inside of your building to look just as nice as the outside. That's why we use LP SmartSide® Panels with SmartFinish®, a durable overlay that gives the inside of our shed walls a premium appearance.



- Durable overlay for a beautiful, clean appearance
- Premium appearance enhances the quality of our buildings.
- SmartGuard® treatment for protection against rot and termites

Backed by a 5/50-year limited materials warranty so you can build with security and confidence.



LP SMARTSIDE PANEL WITH SILVERTECH

Innovative LP® SmartSide® Panels with SilverTech® feature a finish-grade radiant barrier that resists flaking and peeling. These panels also help reduce the sun's radiant energy through the panels which helps keep stored items cooler.



- Highly reflective surface helps brighten the interior
- Helps keep the shed cooler for storing items or working inside
- SmartGuard® treatment for protection against rot and termites

Backed by a 5/50-year limited materials warranty so you can build with security and confidence.




LP SMARTSIDE PANEL

LP SmartSide® Panels offer the durability and beauty you would expect from LP with a traditional interior finish. It's a smart choice when you want a shed product that comes backed with an outstanding warranty.



- Proven durability to resist harsh weather
- Rich cedar grain texture for enhanced beauty
- SmartGuard® treatment for protection against rot and termites

Backed by a 5/50-year limited materials warranty so you can build with security and confidence.




LP PROSTRUCT® FLOOR WITH SMARTFINISH

Unlike plywood shed floors, LP ProStruct Floors with SmartFinish incorporates LP's Treated Wood Strand Technology with SmartGuard® to resist fungal decay and termite damage. It also resists warping, splitting and cracking. And with no knots or voids, it's a welcome change to traditional plywood flooring.



- Beautiful, durable overlay for a premium appearance
- Treated Wood Strand Technology for enhanced durability
- SmartGuard to resist fungal decay and termite damage

Backed by a 1/10-year limited materials warranty so you can buy with security and confidence.





Solutions for every home.

Signature
Cottage Workshop

The Cottage Workshop is a popular choice for many homes. This structure comes with two windows and a double door that can be placed wherever you choose, and the design allows you to create the exact storage space that your home needs. Use it for a garden shed or workshop, or additional storage for your yard. This is a style that suits nearly any taste!



Base Prices see page 20 for add-on options....

Size	Base Price	Rent to Own	Size	Base Price	Rent to Own
8x8	\$3,112	\$129.67	10x18	\$5,258	\$219.08
8x10	\$3,556	\$148.17	10x20	\$5,703	\$237.63
8x12	\$3,872	\$161.33	12x12	\$4,561	\$190.04
8x14	\$4,117	\$171.54	12x14	\$5,214	\$217.25
8x16	\$4,338	\$180.75	12x16	\$5,697	\$237.38
10x10	\$3,926	\$163.58	12x18	\$6,249	\$260.38
10x12	\$4,332	\$180.50	12x20	\$6,777	\$282.38
10x14	\$4,677	\$194.88	12x24	\$7,786	\$342.42
10x16	\$4,955	\$206.46			



For Basic trim package deduct 6.5% from Base Price.

Signature Loft Barn

The Loft Barn is the ideal choice for anyone interested in maximizing their space. This upscale barn features 6' sidewalls as well as a spacious 4' loft space and two windows. Perfect for storing seasonal items and equipment!

Base Prices see page 20 for add-on options....



Size	With Garage Features	Rent to Own
12x16	\$6,203	\$258.46
12x20	\$7,138	\$297.42
12x24	\$8,061	\$335.88
12x28	\$8,979	\$374.13

Size	Base Price	Rent to Own	Size	Base Price	Rent to Own
8x12	\$4,224	\$176.00	12x18	\$6,140	\$255.83
8x14	\$4,499	\$187.46	12x20	\$6,792	\$283.00
8x16	\$4,768	\$198.67	12x24	\$7,647	\$318.63
10x12	\$4,572	\$190.50	12x28	\$8,447	\$351.96
10x14	\$4,948	\$206.17	12x32	\$9,124	\$380.17
10x16	\$5,262	\$219.25	14x24	\$9,178	\$382.42
10x18	\$5,618	\$234.08	14x28	\$10,119	\$421.63
10x20	\$5,963	\$248.46	14x32	\$11,116	\$463.17
12x12	\$4,750	\$197.92	14x36	\$12,143	\$505.96
12x14	\$5,216	\$217.33	14x40	\$13,137	\$547.38
12x16	\$5,685	\$236.88			



Solutions for every home.

Signature
Carriage House

The Carriage House has a classic appeal that suits nearly any backyard setting. This design features barn doors and two windows that can be customized to suit your unique storage needs, as well as having a window customization option.



Base Prices see page 20 for add-on options....

Size	Base Price	Rent to Own	Size	Base Price	Rent to Own
8x8	\$3,842	\$160.08	10x20	\$6,295	\$262.29
8x10	\$4,157	\$173.21	12x12	\$5,048	\$210.33
8x12	\$4,449	\$185.38	12x14	\$5,490	\$228.75
8x14	\$4,779	\$199.13	12x16	\$5,956	\$248.17
8x16	\$5,114	\$213.08	12x18	\$6,429	\$267.88
10x10	\$4,162	\$173.42	12x20	\$6,929	\$288.71
10x12	\$4,558	\$189.92	12x24	\$7,891	\$328.79
10x14	\$4,995	\$208.13	12x28	\$8,846	\$368.58
10x16	\$5,525	\$230.21	12x32	\$9,810	\$408.75
10x18	\$5,981	\$249.21	12x36	\$10,805	\$450.21



Signature Cape Cod

The Cape Cod provides plenty of space for your new motorcycle, classic car, or lawn mower. It's clean lines and simple design make it an elegant addition to your yard. It comes standard with 7' sidewalls, a 7/12 pitch roof, and 6" overhangs.

Base Prices see page 20 for add-on options....

Size	Base Price	Rent to Own	Size	Base Price	Rent to Own
8x8	\$4,113	\$171.38	10x20	\$6,740	\$280.83
8x10	\$4,309	\$179.54	12x12	\$5,338	\$222.42
8x12	\$4,455	\$185.63	12x14	\$5,764	\$240.17
8x14	\$4,776	\$199.00	12x16	\$6,221	\$259.21
8x16	\$5,002	\$208.42	12x18	\$6,702	\$279.25
10x10	\$4,405	\$183.54	12x20	\$7,168	\$298.67
10x12	\$4,775	\$198.96	12x24	\$8,106	\$337.75
10x14	\$5,214	\$217.25	12x28	\$9,035	\$376.46
10x16	\$5,735	\$238.96	12x32	\$9,972	\$415.50
10x18	\$6,261	\$260.88	12x36	\$10,945	\$456.04

For Basic trim package deduct 6.5% from Base Price.

phone 814.807.0028 | 9



Solutions for every home.

Signature
Chalet

Add a touch of class to your storage building with the Chalet or convert it into your daughter's playhouse! This structure features an elegant dormer. Also included is a man door and two spacious windows.



Base Prices see page 20 for add-on options....

Size	Base Price	Rent to Own	Size	Base Price	Rent to Own
8x12	\$4,508	\$187.83	12x12	\$5,555	\$231.46
8x14	\$4,814	\$200.58	12x14	\$6,005	\$250.21
8x16	\$5,090	\$212.08	12x16	\$6,454	\$268.92
10x10	\$4,885	\$203.54	12x18	\$6,904	\$287.67
10x12	\$5,090	\$212.08	12x20	\$7,341	\$305.88
10x14	\$5,471	\$227.96	12x24	\$8,219	\$342.46
10x16	\$5,828	\$242.83	12x28	\$9,091	\$378.79
10x18	\$6,211	\$258.79	12x32	\$10,054	\$418.92
10x20	\$6,633	\$276.38	12x36	\$10,879	\$453.29

For Basic trim package deduct 6.5% from Base Price.



Signature
Garage Style

The Garage Style shed has the look and feel of an attached garage. Customize the siding to match your home and use it as you would a traditional garage. It has the option of an authentic garage style door and window accent. There is also a secondary door for easy entrance and exit.

Base Prices see page 20 for add-on options....

Size	Base Price	Rent to Own	Size	Base Price	Rent to Own
12x16	\$6,573	\$273.88	14x20	\$9,131	\$380.46
12x20	\$7,573	\$315.54	14x24	\$9,815	\$408.96
12x24	\$8,561	\$356.71	14x28	\$11,423	\$475.96
12x28	\$9,543	\$397.63	14x32	\$12,571	\$523.79
12x32	\$10,535	\$438.96	14x36	\$13,500	\$562.50
12x36	\$11,559	\$481.63	14x40	\$14,867	\$619.46

For Basic trim package deduct 6.5% from Base Price.

GARAGE FEATURES

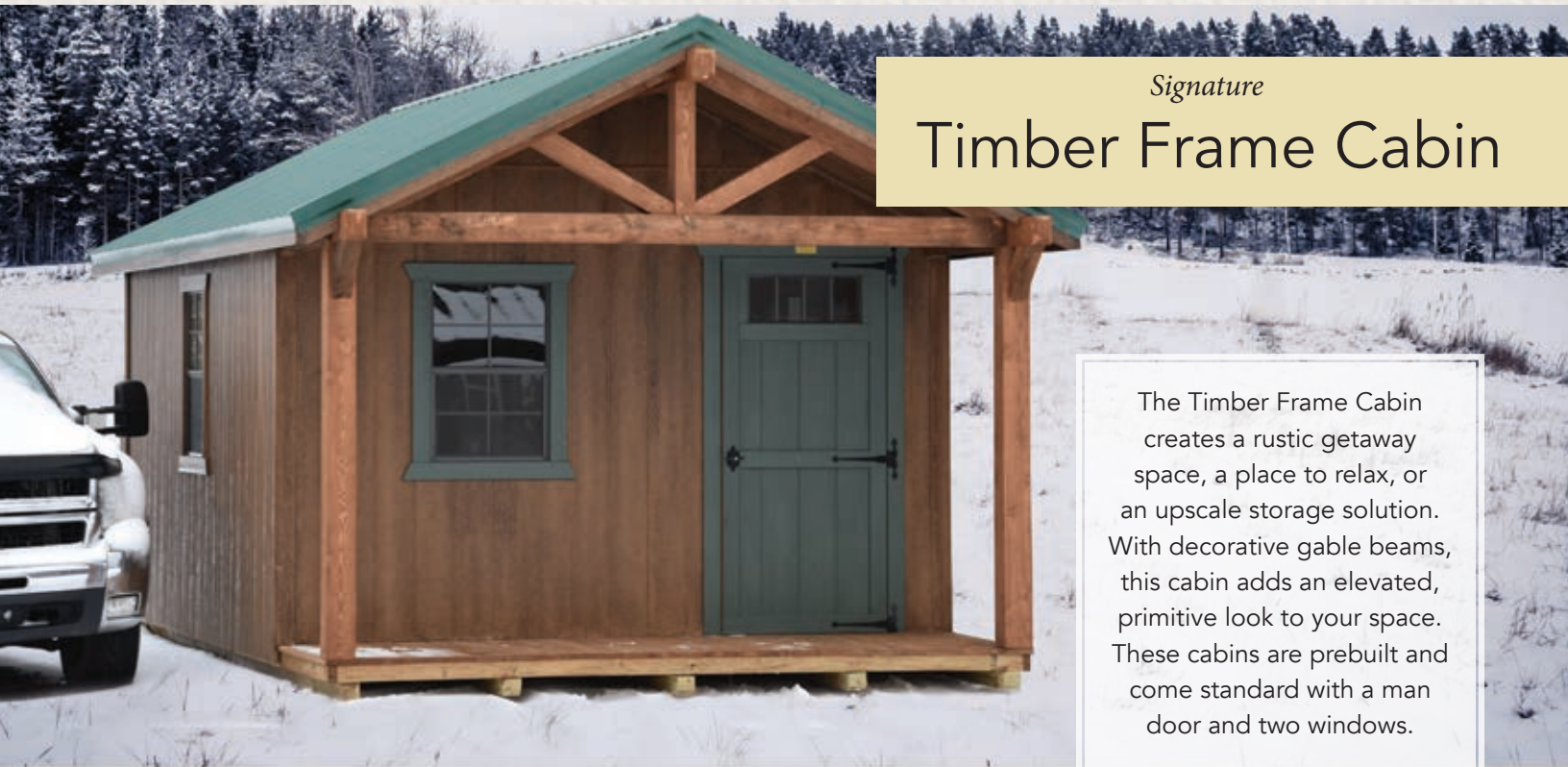
¾" KDAT Treated Plywood Floor
12" O.C. Floor Joists

9x7 Garage Door
Man Door





Solutions for every home.



Signature
Timber Frame Cabin

The Timber Frame Cabin creates a rustic getaway space, a place to relax, or an upscale storage solution. With decorative gable beams, this cabin adds an elevated, primitive look to your space. These cabins are prebuilt and come standard with a man door and two windows.

Base Prices see page 20 for add-on options....

Size	Base Price	Rent to Own
12x16	\$8,663	\$360.96
12x20	\$9,641	\$401.71
12x24	\$10,587	\$441.13
12x28	\$11,886	\$495.25
12x32	\$13,178	\$549.08
12x36	\$14,646	\$610.25



Smartside Buildings

SIGNATURE SERIES FEATURES



FLOOR:

1. Pressure treated skids
(3 for 8' wide buildings, 5 for 10-12' buildings)
2. Pressure treated floor joists 12" O.C.
3. 5/8" LP ProStruct Flooring w/SmartFinish
 - Beautiful, durable overlay for a premium appearance
 - Treated Wood Strand Technology for enhanced durability
 - SmartGuard® to resist fungal decay and termite damage
 - Backed by a 1/10-year limited materials warranty
4. Aluminum Threshold

WALLS:

5. Premium Grade Lumber
6. Double Top Plate, Overlapped Wall Framing
7. LP SmartSide Panel with SmartFinish
 - Durable overlay for a beautiful, clean appearance
 - Premium appearance enhances the quality of our buildings
 - SmartGuard® Treatment
for protection against rot and termites
8. Paint or Urethane Finish.

DOORS:

9. Triple Layer Door System
10. Convenient Latching System
11. Attractive Heavy Duty Hinges
12. Lockable T-Handle

ROOF:

13. Rafters every 16 or 24" on center.
14. Ridge Vent or Gable Vents
15. Dimensional Shingles
or
40 year Metal



Solutions for every home.

Pro Series
Barn

The Pro Barn is a highly cost-effective and a practical, storage choice. It has a very traditional look, perfect for a backyard.



Base Prices see page 20 for add-on options....

Size	Base Price	Rent to Own	Size	Base Price	Rent to Own
8x8	\$2,252	\$93.83	10x14	\$3,318	\$138.25
8x10	\$2,492	\$103.83	10x16	\$3,447	\$143.63
8x12	\$2,792	\$116.33	12x12	\$3,501	\$145.88
8x14	\$2,970	\$123.75	12x14	\$3,818	\$159.08
8x16	\$3,089	\$128.71	12x16	\$4,138	\$172.42
10x10	\$2,970	\$123.75			
10x12	\$3,077	\$128.21			



Pro Series
Lofted Barn

The Pro Lofted Barn has a traditional look perfectly suited to home yard storage. It is an economical building with a spacious 4' loft area for additional storage. Available in a wide variety of colors.

Base Prices see page 20 for add-on options....

Size	Base Price	Rent to Own	Size	Base Price	Rent to Own
10x10	\$3,542	\$147.58	12x12	\$4,014	\$167.25
10x12	\$3,750	\$156.25	12x14	\$4,356	\$181.50
10x14	\$4,093	\$170.54	12x16	\$4,704	\$196.00
10x16	\$4,356	\$181.50			



Solutions for every home.

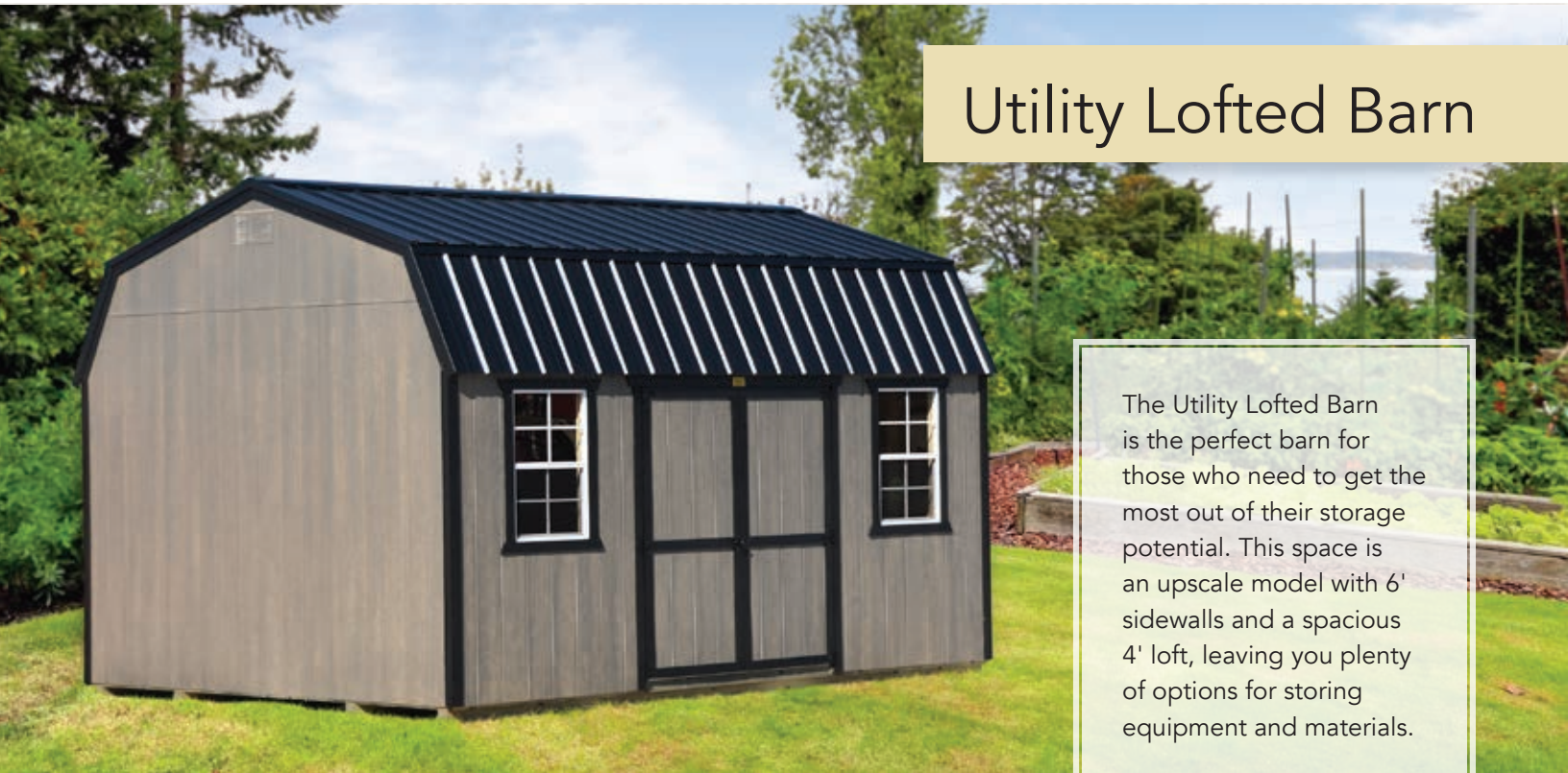
Utility Gable

The Utility Gable shed is a highly cost effective, economical storage solution. It comes with barn doors and the option of two windows. This design can be customized to your taste, giving you the option to place the door and windows wherever you like.



Base Prices see page 20 for add-on options....

Size	Base Price	Rent to Own	Size	Base Price	Rent to Own
8x8	\$2,834	\$118.08	10x20	\$5,318	\$221.58
8x10	\$3,254	\$135.58	12x12	\$4,347	\$181.13
8x12	\$3,459	\$144.13	12x16	\$5,144	\$214.33
10x10	\$3,757	\$156.54	12x20	\$5,933	\$247.21
10x12	\$3,912	\$163.00	12x24	\$6,869	\$286.21
10x16	\$4,573	\$190.54	12x28	\$7,777	\$324.04



Utility Lofted Barn

The Utility Lofted Barn is the perfect barn for those who need to get the most out of their storage potential. This space is an upscale model with 6' sidewalls and a spacious 4' loft, leaving you plenty of options for storing equipment and materials.

Base Prices see page 20 for add-on options....

Size	Base Price	Rent to Own	Size	Base Price	Rent to Own
8x12	\$4,119	\$171.63	12x12	\$4,825	\$201.04
10x12	\$4,387	\$182.79	12x16	\$5,652	\$235.50
10x16	\$5,248	\$218.67	12x20	\$6,475	\$269.79
10x20	\$5,947	\$247.79	12x24	\$7,468	\$311.17
			12x28	\$8,443	\$351.79

Solutions for every home.

Smartside Buildings

UTILITY SERIES FEATURES



FLOOR:

1. Pressure treated skids
(2 for 8' wide buildings, 4 for 10-12' buildings)
2. Pressure treated floor joists 16" O.C.
3. 5/8" LP ProStruct Flooring w/SmartFinish
 - Beautiful, durable overlay for a premium appearance
 - Treated Wood Strand Technology for enhanced durability
 - SmartGuard® to resist fungal decay and termite damage
 - Backed by a 1/10-year limited materials warranty
4. Aluminum Threshold

WALLS:

5. Premium Grade Lumber
6. Double Top Plate, Overlapped Wall Framing
7. LP SmartSide Panel with SmartFinish
 - Durable overlay for a beautiful, clean appearance
 - Premium appearance enhances the quality of our buildings
 - SmartGuard® Treatment
for protection against rot and termites
8. Paint or Urethane Finish.

DOORS:

9. Triple Layer Door System
10. Convenient Latching System
11. 5" T-Hinges
12. Lockable T-Handle

ROOF:

13. Rafters every 24" on center.
14. Gable Vents
15. 40 year Metal (Standard)

Comparison Chart

PRO, UTILITY & SIGNATURE SERIES

	PRO SERIES	UTILITY SERIES	SIGNATURE SERIES
FLOOR:			
Skids - 4x4	8' wide buildings = 3 rows	8' wide buildings = 2 rows	8' wide buildings = 3 rows
Pressure Treated	10-12' wide buildings = 5 rows	10-14' wide buildings = 4 rows	10-14' wide buildings = 5 rows
Floor Joists	Pressure Treated 2x4 - 16" O.C.	Pressure Treated 2x4 - 16" O.C.	Pressure Treated 2x4 - 12" O.C.
Floor Sheeting	5/8" LP ProStruct Flooring w/SmartFinish	5/8" LP ProStruct Flooring w/SmartFinish	5/8" LP ProStruct Flooring w/ SmartFinish or 3/4" KDAT Pressure Treated Plywood
WALLS:			
Framing	2x4 - 24" O.C.	2x4 - 16" O.C.	2x4 - 16" O.C.
Siding	3/8" LP Smartside Panel	3/8" LP Smartside Panel	7/16" LP Smartside Panel w/ SmartFinish
Trim	LP Smartside	LP Smartside	LP Smartside
Double Plates on Sidewalls	Yes	Yes	Yes
Vents	Gable or Ridge Vents	Gable or Ridge Vents	Gable or Ridge Vents
Exterior Finish	Paint or Urethane	Paint or Urethane	Paint or Urethane
WALL HEIGHT:			
Barn Style	4'		
Lofted Barn	5' 10½"	6' 4½"	6' 4½"
Cottage Workshop			6' 6½"
Gable		6' 4½"	7' 4½"
ROOF:			
Rafters	2x4 - 24" O.C.	2x4 - 24" O.C.	2x4 - 16 or 24"O.C.
Roof Sheeting	7/16"	7/16"	7/16"
Roofing	3 Tab Shingles (standard)	40 year Metal (standard)	Dimensional Shingles (Standard)




Solutions for every home.



Loft



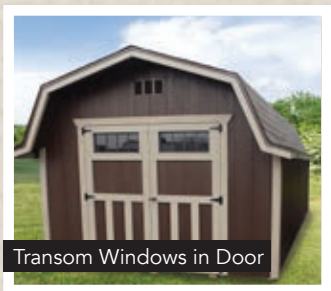
Shelves




Metal Roof



Heavy Duty Floors



Transom Windows in Door



Windows, Shutters & Flower Boxes



Stationary Work Bench

Ask about our
"Double Layer"
Flooring Option

WINDOWS & ACCESSORIES		DOORS		4' LOFTS	
21x27" Window screen & grids	\$100.00	8x7' Garage Door	\$965.00	4x8' Lofts	\$165.00
24x36" Window screen & grids	\$145.00	9x7' Garage Door	\$965.00	4x10' Lofts	\$195.00
Transom Window	\$90.00	9- Lite Steel Door Pre-Hung (36"x80")	\$465.00	4x12' Lofts	\$225.00
Shutters Moulded (set)	\$65.00	Single Wooden Door	\$240.00	SHELVES AND BENCHES	
Shutters Wooden (set)	\$75.00	Extra Double Wooden Door	\$300.00	24" Deep Shelves (per In. ft.)	\$15.00
Flower Box	\$60.00	4' Deep Ramp	\$180.00	Stationary Work Bench (per In. ft.)	\$33.00
		4' Deep Garage Door Ramp	\$285.00		

PAINT COLORS

White	Navajo White	Jamestown Red	Buckskin	Cape Cod Gray	Yoder Blue	Black
Dark Brown	Riehl Green	Kaufmann Gray	Clay	Canyon Drift	Avocado	

URETHANE COLORS

Chestnut Brown	Barnwood Gray	Golden Wheat	Mahogany
----------------	---------------	--------------	----------

DIMENSIONAL SHINGLES

Dual Brown	Weatherwood	Driftwood
Super White	Dual Gray	Dual Black
National Blue	Harvard Slate	Vintage Green
Earthtone Cedar	Patriot Slate	Riviera Red

METAL ROOF COLORS

Gallery Blue	Bright White	Burgundy	Charcoal
Ash Gray	Black	Burnished Slate	Sahara Tan
Beige	Forest Green	Hawaiian Blue	Cocoa Brown
Barn Red	Clay	Light Stone	Crimson Red
Galvalume®			



Solutions for every home.

FINANCING OPTIONS

0% FOR 6 MONTH FINANCING

6 Month Same As Cash Program.
Lowest total cost of ownership.
Must be paid in full within 6 Months.



Rent to Own

Why rent self-storage when you can lease and then own?

Your credit will not be impacted (better still, you don't even need credit – it's not required for Rent to Own!)

Approval is instant, as well as guaranteed, if you meet the basic criteria.

Your most flexible path to ownership.

Options for early buyout, cancellation or upgrade in addition to ownership.

Pay over time for the things you need.

First scheduled payment will not be due until 30 days from delivery.

Numerous easy ways to pay – online, by phone, by mail, auto draft, or calling customer support.

Rent to Own is not a loan and this program is not a credit card.

Term Loan Financing

Great alternative to off-site self-storage!

2 minute approval status online.

Lower total cost of ownership.

Your repayment features a fixed number of payments at a fixed APR.

Pay Over Time.

First scheduled payment will not be due until 30 days from delivery.

Numerous easy ways to pay – online, by phone, by mail, auto draft.

Site Preparations



Finished Limestone Building Site



Leveling the Limestone Building Site



Leveling concrete blocks

We believe that a site for your quality storage barn is worthy of much consideration and planning. The best barn available may not be satisfactory if it is placed on unlevelled or unstable ground. A proper level site will insure the structural integrity and enhance the appearance of your barn.

Option #1 Level the ground with #57 limestone. Keeping the limestone pad higher than the surrounding ground. Finished sites need to be at least 1' wider and 1' longer than the actual building size. We recommend using landscape fabric between the sod and the limestone. Site preparation procedures vary depending on how level your yard is. Contact us and we would be glad to discuss the site preparation details with you.

Option #2 is to use concrete blocks or railroad ties. Dig into ground leveling blocks and placing them no further apart than 4 feet. Level sites are a must!

Need help with your site? Site preparation is available! Contact a Miller's sales rep to discuss options.

814.807.0028
sales@millersoutdoorliving.com



MILLERS
OUTDOOR LIVING

10286 East Side Rd • Conneaut Lake, PA 16316